

Hinges

Jennifer Byrne
2026

Traditional Furniture
Hinges

Exam Tip


- It is suggested that students take a quick sketch of the different hinges.
- They should also take note of their names and where they are typically used.

Hinges


- People often make the mistake of putting cheap hardware onto finished pieces and this can sometimes ruin the appearance.
- Well made hinges can be fairly expensive but worth it.
- Cheaply made hinges can appear shabby with slack knuckles and off square leaves and are often troublesome.

Hinges

- ***Butt hinge***
- The solid brass butt hinge is the traditional cabinetmakers hinge.
- Broad suite butt hinges, which have relatively wide leaves, are suitable for wardrobes and large cupboards; narrow suite hinges are used for small cabinets and boxes.
- Butt hinges can be used to hang inset and lay on doors.
- Hinges are measured by length and to the centre of the pin.



Hinges



- ***Piano hinge***
- A piano hinge, made in continuous 2metre lengths, is used where an especially strong fitting is required. The hinge is cut to fit the work piece.
- ***Cylinder hinge / Invisible hinge***
- This hinge allows a door to open a full 180°, so it is especially suitable for bi-fold or concertina doors. It can also be used for hanging normal inset or lay on doors. Fitted into holes drilled in the wood, cylinder hinges are invisible when the door is closed.



Hinges

- ***Cylinder hinge / Invisible hinge***
- This hinge allows a door to open a full 180°, so it is especially suitable for bi-fold or concertina doors.



- ***Soss Hinge***
- This is a variation of the cylinder hinge but its larger body allows its use in heavier doors.



- ***Back Flap Hinges***

- With its wide leaves recessed into the wood, the traditional solid brass back flap hinge is used for attaching bureau fall flaps.



- ***Centre Hinge***

- Recessed into the edge of a door, lid or fall flap, this type of hinge is practically invisible when closed.




- ***Counter Hinge***

- A counter hinge is used for a double thickness table top the opens up to twice its size. It is also used for fall flaps. Its dovetail shape leaves resist the shear forces imposed on the screws.
- Bar Counters

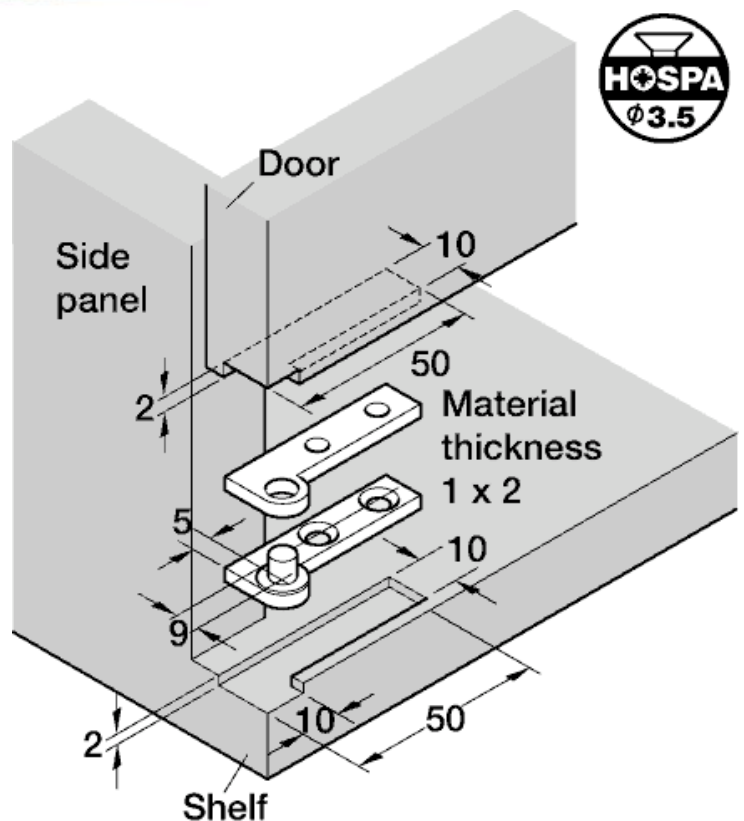


- ***Back Flap Hinges***
- With its wide leaves recessed into the wood, the traditional solid brass back flap hinge is used for attaching bureau fall flaps.



- ***Centre Hinge***

- Recessed into the edge of a door, lid or fall flap, this type of hinge is practically invisible when closed.



- ***Counter Hinge***
- A counter hinge is used for a double thickness table top the opens up to twice its size. It is also used for fall flaps. Its dovetail shape leaves resist the shear forces imposed on the screws. Bar Counters



- ***Card Table Hinge***

- A special type of link plate hinge is used on card tabletops to eliminate any projection of a knuckle on the playing surface.

There are two distinct types of card table hinges one of which is let into the top surface, and the other being let into the edge of the top.




- ***Quadrant hinge***
- This is a combination of both a hinge and a stay.



- ***Card Table Hinge***

- A special type of link plate hinge is used on card tabletops to eliminate any projection of a knuckle on the playing surface.



- There are two distinct types of card table hinges one of which is let into the top surface, and the other being let into the edge of the top.




An example of a brass hinge just like the one found at Ferry Farm.

- ***Quadrant hinge***
- This is a combination of both a hinge and a stay.



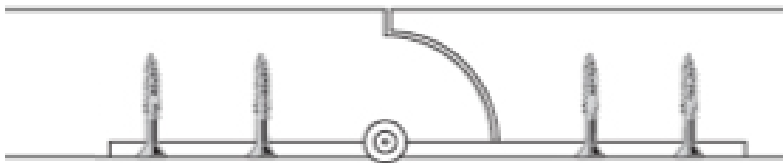
- ***Rule Joint Hinge***
- This is a version of the back flap hinge specially designed for mounting fold-down table flaps made with a rule joint. The hinge's longest leaf is screwed to the table flap.




- ***Dolphin Hinge***
- For use on secretary's flaps, Quadrant Stay supports are generally used in conjunction with this type of hinge.



- ***Rule Joint Hinge***
- This is a version of the back flap hinge specially designed for mounting fold-down table flaps made with a rule joint. The hinge's longest leaf is screwed to the table flap. Rule joint



- ***Dolphin Hinge***
- For use on secretaire desk, Quadrant Stay supports are generally used in conjunction with this type of hinge.



- ***Butterfly Hinge***

- Decorative hinge used on the doors surface. Made to be seen.



- Available in lots of metals and metallic finishes.



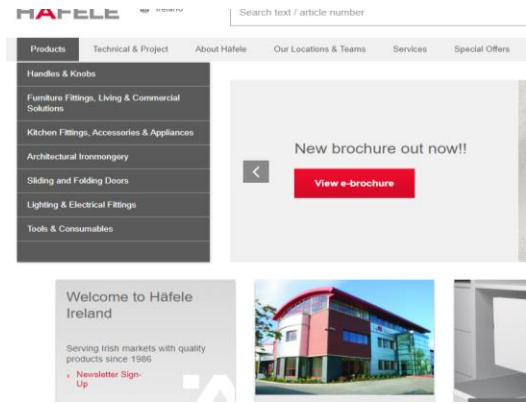
- Below right example of early hammer formed hinge



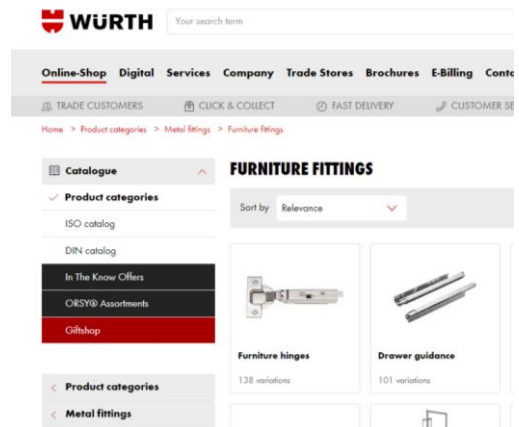
- **Suppliers**

- ***HAFELE* Link**

- ***HAFELE***



- ***WURTH* Link**



- ***HETTICH* Link**

